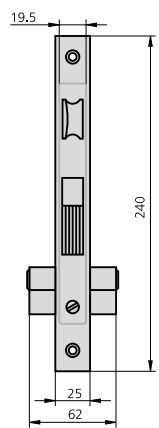


PALANCA GANCHO ENTRE EJES 85 CILINDRO EUROPERFIL SERIE 1990



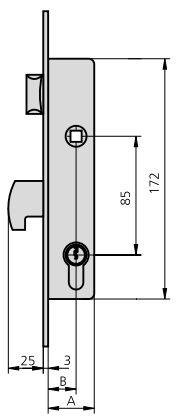
CARACTERÍSTICAS

- Frente hierro niquelado o acero inoxidable
- Caja bicromatada
- Palanca basculante de gancho
- Picaporte reversible
- Cuadradillo de 8 mm
- Cilindro europerfil
- 2 escudos de nylon ref. ES1984
- Tornillo de fijación de cilindro

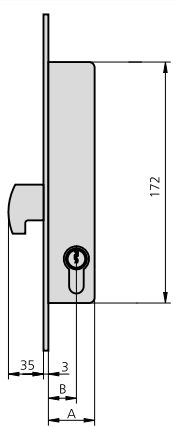
ACCESORIOS OPCIONALES

- Gama completa de cilindros

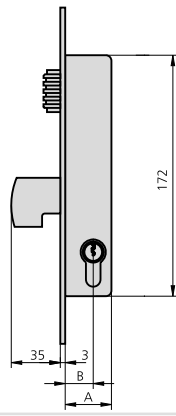
DESCRIPCIÓN	REF.	MEDIDAS		LEVA	ACABADOS		UDS	
		B	A		FRENTE	CILINDRO		



<ul style="list-style-type: none"> • Picaporte y palanca • Cilindro 5990/2525 o 5982/2525 • Cerradero CE1990/0 <p>Opciones cerraderos eléctricos</p> <ul style="list-style-type: none"> • CELC45/6A o CELC45/6AD 	1990/20/0	20	33	13,25	HN	CN	1	20
	1990/20/5	20	33	13,25	HN	CL	1	20
	1990/20/6	20	33	13,25	AI	CN	1	20
	1990/25/0	25	38	13,25	HN	CN	1	20
	1990/25/5	25	38	13,25	HN	CL	1	20
	1990/25/6	25	38	13,25	AI	CN	1	20
	1990/32/0	32	47	15	HN	CN	1	20
	1990/32/5	32	47	15	HN	CL	1	20
	1990/32/6	32	47	15	AI	CN	1	20



<ul style="list-style-type: none"> • Sólo palanca • Cilindro 5990/2525 o 5982/2525 • Cerradero CE1990/0 	1990A20/0	20	33	13,25	HN	CN	1	20
	1990A20/5	20	33	13,25	HN	CL	1	20
	1990A20/6	20	33	13,25	AI	CN	1	20
	1990A25/0	25	38	13,25	HN	CN	1	20
	1990A25/5	25	38	13,25	HN	CL	1	20
	1990A25/6	25	38	13,25	AI	CN	1	20
	1990A32/0	32	47	15	HN	CN	1	20
	1990A32/5	32	47	15	HN	CL	1	20
	1990A32/6	32	47	15	AI	CN	1	20



<ul style="list-style-type: none"> • Rodillo vaivén regulable y palanca • Cilindro 5990/2525 o 5982/2525 • Cerradero CE1990/0 	1990V20/0	20	33	13,25	HN	CN	1	20
	1990V20/5	20	33	13,25	HN	CL	1	20
	1990V20/6	20	33	13,25	AI	CN	1	20
	1990V25/0	25	38	13,25	HN	CN	1	20
	1990V25/5	25	38	13,25	HN	CL	1	20
	1990V25/6	25	38	13,25	AI	CN	1	20
	1990V32/0	32	47	15	HN	CN	1	20
	1990V32/5	32	47	15	HN	CL	1	20
	1990V32/6	32	47	15	AI	CN	1	20